


Muslim Hajj

LO: To understand the importance of Hajj to a Muslim

Can you remember the answer to any of the following questions?

Hajj

Study the image below and answer the questions below.



Question	Answer
What is the reason for this journey?	
What are the people doing?	
Where is this place?	
What do the colours tell you about this event?	
Do you think this event is religious? Why/why not?	
Circle the most important part of the picture. Give a reason for your choice.	

The importance of Hajj

- The presentation will guide us through Hajj
- We will look at how each step is important and why it is carried out

Task

As we go through the power point, make notes on your sheet.

In next weeks lesson we will carry out a POP task looking at Hajj and what it means to Muslims.

Y5 - The impact of beliefs in God on people's lives-The life of a Muslim

Task Create a presentation explaining Muslims and their beliefs

Success Criteria
To know the 5 pillars of Islam.
To know the values of a Muslim
To know the purpose of Ramadan and the pilgrimage some Muslims make to Hajj.

Vocabulary

belief	Values	Hajj
fast	Pillars	Allah
devotion	Eid	Prophet Mohammed (PBUH)

RE

belonging, meaning, community, truth



Hajj: The Key Questions

Who?

Why?

What?

When?





Hajj Pilgrimage Sequencing



Write the stages of the Hajj pilgrimage in the correct order in the boxes. Be careful to follow the direction of the arrows! You may then wish to stick a photo or add your own illustration to the box to go with your writing.















Muslim Hajj Journey

After learning about [The History of Muslim Hajj](#) we can start our step-by-step Hajj journey.



1. Intention and Ihram


The first step to prepare for your Hajj journey is to have the intention in your heart to perform the Hajj for the sake of Allah (Glory Be to Him) only, to purify yourself from all sins and to seek Allah's forgiveness.

Next you enter the state of **Ihram**. Men will wear special clothing made from two pieces of unstitched white cloth. Women may wear any appropriate Islamic clothing.

Ihram not only means that you wear these unique clothes, but it is also a spiritual state you enter once you have intended to complete your Hajj.

During the state of Ihram:

- You should be mindful of your behaviour and words.
- You should not be involved in swearing or fighting with anyone.
- You are not permitted to cut your hair and your nails
- You should not cover your head.



2.

Tawaf

Tawaf is one of the main pillars of the Hajj.

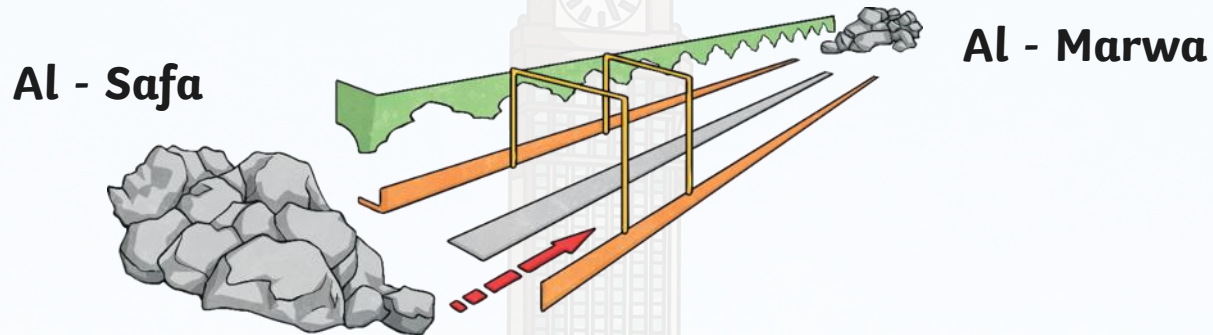


You will start your Tawaf by walking in circles around the Ka'bah in an anti-clockwise direction; you will do this **seven** times, starting and ending at the black stone.

During Tawaf:

- Pray to Allah (Glory Be to Him) and praise Him.
- You should be mindful of not pushing other pilgrims around you.

3. Sae' - Walking and Running Between Al - Safa and Al - Marwa



Now you will perform the Sae' – walking and running between the two hills of Al - Safa and Al - Marwa **seven** times.

You will begin the Sae' on Al - Safa and walk towards Al - Marwa to complete one lap.

Your Sae' is complete once you have performed a total of **seven** laps between Al - Safa and Al - Marwa hills.

During Sae':

- Pray to Allah (Glory Be to Him), ask Him for His mercy and forgiveness.
- Remember and reflect on the story of Hajar and her son Ismail (peace be upon him).




4. Spending the Night in Mina



The 8th of Thul-Hijjah marks the first day of Hajj, and you will now proceed to Mina. The city of Mina is full of tents, you will have a chance to settle into your own tent. You will spend the night in Mina on this day.

Mina



During your stay in Mina:

- Pray to Allah (Glory Be to Him) and read the Qur'an.
- Make the most out of this special night and spend time reflecting on your relationship with Allah (Glory Be to Him).
- Be patient and tolerant. The spaces between the tents could be very tight and close to other pilgrims.



Day Two of Hajj - 9th Thul - Hijjah

5.

Arafah Day

After spending the night in Mina you will now head to Arafah mountain. Arafah Day is the best day of the year for Muslims!



Prophet Muhammad (peace and blessings be upon him) said, "Hajj is Arafah." - Sunan Al-Nasa'i

This means that Arafah is the most important day of the Hajj.

During Arafah day:

- Supplicate a lot and ask Allah (Glory Be to Him) for forgiveness for all your sins.
- Ask Allah (Glory Be to Him) for blessings for you and your family. Don't forget to pray for your friends, relatives and neighbours on this special day.
- Stay in Arafah until sunset.



6. Spending the Night in Muzdalifah

After the sunset of Arafah day you will now head to a place called Muzdalifah, a place between Mina and Arafah mountain. You will spend the night in Muzdalifah.



During your stay in Muzdalifah:

- Spend the night praying and resting.
- Collect the pebbles to perform the next Hajj ritual, throwing pebbles at the **three** pillar structures that represent Satan.
- You will need **seven** pebbles for each pillar structure.

7. Throwing the Pebbles

After you have spent the night in Muzdalifah and collected your pebbles, you will head back to Mina to throw the pebbles.

Once you reach the three-pillar structures in Mina you will throw the first **seven** pebbles at the largest pillar only. As you throw the pebbles you will say, "Allah is The Greatest" upon each throw.



8. The Day of the Sacrifice

Although it is **day three** of Hajj it is the first day of **Eid Al - Adha** which is known as the day of the sacrifice, in memory of the sacrifice story of Prophet Ibrahim and his son Ismail (peace be upon them).

After throwing the **seven** pebbles at the largest pillar you will now make the animal sacrifice.

A long time ago people used to make the animal sacrifice by themselves, but now you can pay for it and have someone to do it on your behalf.






Day Three of Hajj - 10th Thul - Hijjah

9.

Shaving the Head

After the animal sacrifice, the final step on day three is shaving your head if you are male. If you are female you can only trim your hair by the length of a fingertip.

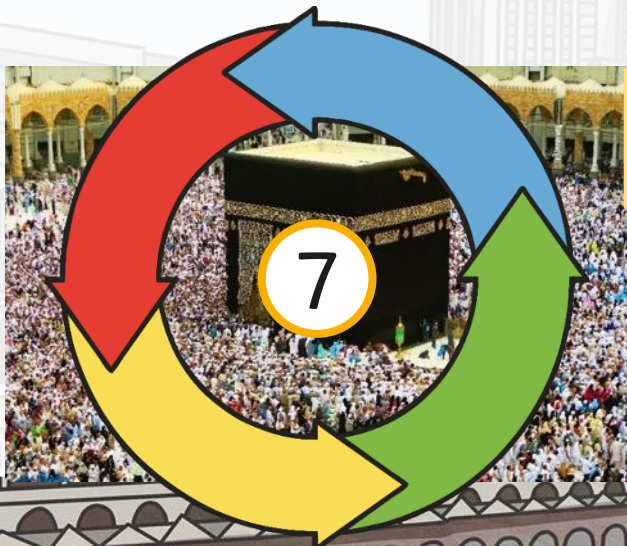
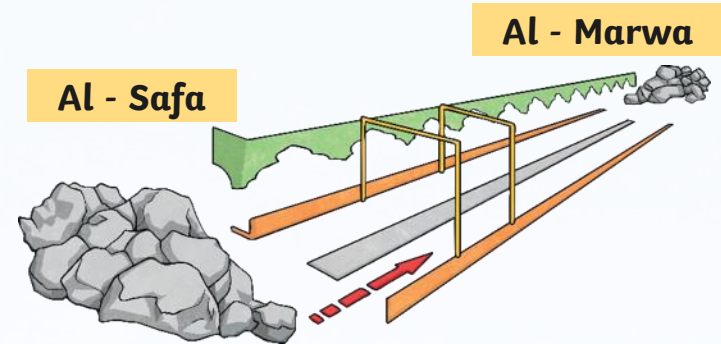
After completing the shaving or hair trimming you are now allowed to leave the state of **Ihram** and wear regular clothing.



10. Tawaf and Sae'e Once More

You will now go to **Mecca** to perform one more **Tawaf** and **Sae'e** between **Al - Safa** and **Al - Marwa** as part of your Hajj rituals. These will be similar to what you completed in the beginning.

This Tawaf is called **Tawaf Al - Ifadah**. **Tawaf Al - Ifadah** and **Sae'e** are obligatory. You must perform them after throwing the pebbles, the animal sacrifice and the shaving (or trimming) of your hair.



This **Tawaf** and **Sae'e** can be done between the 10th and 12th of Thul - Hijjah.



Days Four and Five of Hajj - 11th and 12th Thul - Hijjah

11. Throwing the Pebbles at the Three Pillars

During day four and five of Hajj you are required to go back to Mina. You must stay there to complete two more throwing pebbles rituals on 11th and 12th of Thul - Hijjah. This time it will be for all three pillar structures.

On the afternoon of 11th Thul - Hijjah you will have your 21 pebbles - **seven** for each pillar - and proceed to the three pillars.

You will begin with the small pillar, then the middle pillar, finishing at the large pillar.

Each pillar should be stoned with **seven** consecutive pebbles while you say, "Allah is The Greatest" upon each throw.



Once this is completed you will return to your tent in Mina. The following day you will repeat the steps of throwing pebbles at the three pillars.



12. The Farewell Tawaf

By this point all of your Hajj rituals have been performed and you are now ready to depart to Mecca. You must complete the Farewell Tawaf before you leave Mecca.


For the **Farewell Tawaf** you will complete the **seven** laps around the Ka'bah. There are no **Sae** or any other rituals of Hajj after the Farewell Tawaf.



Congratulations!

You have now completed your Hajj journey!

May Allah (Glory Be to Him)
accept your Hajj, grant you
forgiveness and reward you for
your efforts during this
inspiring journey.



Reflection

Now that you have completed your Hajj journey, let's see if you can list all twelve steps of the Hajj rituals!



Do You Remember All 12 Steps of the Hajj Rituals?

1. Intention and Ihram.

2. Tawaf.

3. Sae - Walking and Running Between Al-Safa and Al-Marwa.

4. Spending the Night in Mina.

5. Arafah Day.

6. Spending the Night in Muzdalifah.



Do You Remember All 12 Steps of the Hajj Rituals?

7. Throwing the Pebbles.

8. The Day of the Sacrifice.

9. Shaving the Head.

10. Tawaf and Sae' Once More - Tawaf Al-Ifadah.

11. Throwing the Pebbles at the Three Pillars.

12. The Farewell Tawaf.



Aim

- To know how to perform Hajj in sequence and explain the Hajj rituals in the correct order.

Success Criteria

- I can list the Hajj rituals from the first day to the last day of Hajj.
- I can explain what to do in each ritual.
- I can apply all of the Hajj rituals independently.

