



















































This "Pick and Mix" homework is for the whole half term.

- Please try to complete the activities that are in a coloured grey box at least once a week;
- At least one 4-bee activity must be completed. Aim to earn at least 20 bees;
- You can choose to do whatever you like each week, however by the end of the half term, you must have earned 20 bees;
- Staff will ask the children to bring the homework in at the end of the Half Term;

| Literacy: Reading | Literacy: Writing | Phonics | Sticky Question |
|---|---|---|---|
| <p>You must read at least 3 times a week at home. This includes sharing a book with an adult.</p> | <p>Choose one letter per week to practise writing with the correct formation. You could use your fingers in sand, felt tips or paints.</p> | <p>Ask your adult to write a secret password and stick it on the door - you must read it every time you enter. Change this weekly and include our new phase 3 graphemes.</p> | <p>Discuss your weekly sticky question.</p> |
|   |   |   |   |
| Understanding the world: Geography | Maths | PSED | Physical development: Fine motor |
| <p>Using small world animals or pictures, place the animals on the map where you think they live. Are they arctic animals? Do they live in a hot climate? You could research more about your favourite animal with a grown up.</p> | <p>Practise addition and subtraction up to 10 using your fingers. You could also try and solve problems with objects e.g. "There are 7 cars in the garage. 2 drive away. How many are left?"</p> | <p>Create a calm box of items that you can use if you ever feel sad, angry or worried. Talk to your grown-ups about the different zones of feelings in school and how you feel in each zone: red, yellow, green and blue.</p> | <p>Practise using a knife and fork to cut up your food at home. We will be practising this in school too at lunch time!</p> |
|    |   |     |   |
| Understanding the world: Design and Technology | Expressive arts | Understanding the world: Science | Understanding the world: Technology |
| <p>Use building bricks, junk modelling materials or loose parts to build an igloo.</p> | <p>Draw or paint a picture of your favourite polar animal. You could use different materials to create different textures too!</p> | <p>Place ice cubes in bowls and leave them in different rooms in your house. Which melts the fastest? Why do you think that happened?</p> | <p>Practise typing your name on a keyboard, tablet or phone.</p> |
|     |   |    |   |
|     |     |   | <p>Extra bees:</p> |
|     |     |   | |

