













# Spelling Bee's Missing Letters

## 'ough' Words



Please help Spelling Bee complete the spellings by filling in the missing letters with the 'ough' pattern.

|  |   |   |
|--|---|---|
| alth____<br>  | d____<br>   | th____t<br>  |
| br____t<br>  | ____t<br>   | b____t<br>  |
| thr____<br> | f____t<br> | th____<br> |
|             | breakthr____  |            |

**Parent note:** If your child struggles with spelling, this is a simple activity to help them remember this tricky spelling pattern. Once your child has completed each word, ask them to read it aloud for you. Discuss the meaning of each word and try putting it into a sentence together so that your child practises saying the word in context. You might also try:

- **Sparkler words:** Write the word in the air using an imaginary sparkler.
- **Writing on backs:** Choose a word and practise writing it on each other's back.